


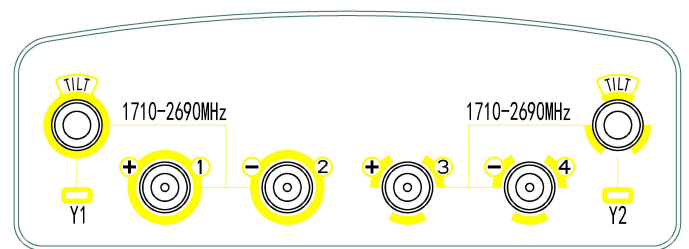


XXPol 1710~2690MHz×2 65/65° 18/18dBi 0-10°/0-10°Tilt

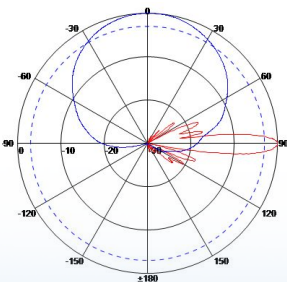
Electrical specifications	KBT65DP1818-1727CE		
Frequency range (MHz)	1710~2200	2200~2490	2490~2690
Polarization	±45°		
Gain (dBi)	16.8	17.3	17.1
Electrical Downtilt (°)	0~10		
Half-power beam width (°)	Horizontal:68 Vertical:7.5	Horizontal:65 Vertical:6.9	Horizontal:64 Vertical:6.2
Sidelobe suppression for first sidelobe above main beam (dB)	0°...5°...10° 15...15...14		
Front-to-back ratio (dB)	≥25		
Cross-polar discrimination (dB)	≥15(±60°≥8)		
Isolation (dB)	≥28		
Impedance (Ω)	50		
VSWR	≤1.5		
Intermodulation IM3 (2×43dBm carrier)	≤-150dBc		
Maximum power (W)	250		
Lighting protection	DC Ground		



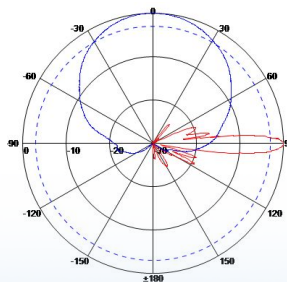
Mechanical specifications	
Connector	4×7/16DIN Female
Connector position	Bottom
Height/width/depth (mm)	1345×320×110
Packing size (mm)	1600×400×220
Weight (kg)	17
Radome material	UPVC
Radome color	Gray
Mechanical tilt (°)	0~15
Operating temperature (°C)	-40~60
Rated wind velocity (m/s)	60
Suitable pole diameter (mm)	50~115
Mounting kit	JM-900DZA
Electrical downtilt adjustment	Manual or by optional RCU



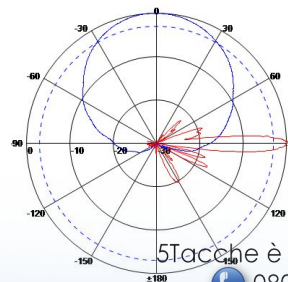
1710~2200MHz: ±45° Pol.



2200~2490MHz: ±45° Pol.



2490~2690MHz: ±45° Pol.



5Tacche è il marchio di Telecomsatitalia srl
 ☎ 080 397 57 86 P.IVA:06599340723
www.5tacche.it

MAI PIU' SENZA SEGNALE!