



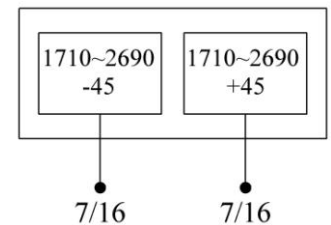
Multi-band Panel	1710~2690
Dual Polarization	X
Half-power Beam Width	65°
Variable Electrical Downtilt	10°-22°

XPol 1710~2690MHz 65° 18dBi 10° -22° Tilt

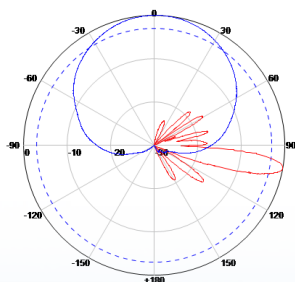
Electrical specifications	KBT65DP18-1727FE-A			
Frequency range (MHz)	1710~1990	1920~2200	2200~2490	2490~2690
Polarization	±45°			
Gain (dBi)	2×17.1	2×17.3	2×17.5	2×17.6
Electrical Downtilt (°)	10~22			
Half-power beam width (°)	Horizontal:68 Vertical:7.5	Horizontal:65 Vertical:7	Horizontal:60 Vertical:6.5	Horizontal:60 Vertical:6
Sidelobe suppression for first sidelobe above main beam (dB)	10°...14°...18°...22° 16...15...15...14			
Front-to-back ratio (dB)	≥25			
Cross-polar discrimination (dB)	≥15(±60°≥10)			
Isolation (dB)	≥30			
Impedance (Ω)	50			
VSWR	≤1.5			
Intermodulation IM3 (2×43dBm carrier)	≤-150dBc			
Maximum power (W)	300			
Lighting protection	DC Ground			



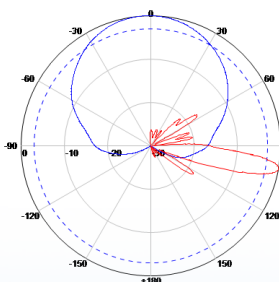
Mechanical specifications	
Connector	2×7/16DIN Female
Connector position	Bottom
Height/width/depth (mm)	1400×160×80
Packing size (mm)	1600×210×165
Weight (kg)	12
Radome material	Fiberglass
Radome color	Gray
Mechanical tilt (°)	0~15
Operating temperature (°C)	-40~60
Rated wind velocity (m/s)	60
Suitable pole diameter (mm)	50~110
Mounting kit	JM-1800CZ
Electrical downtilt adjustment	Manual or by optional RCU



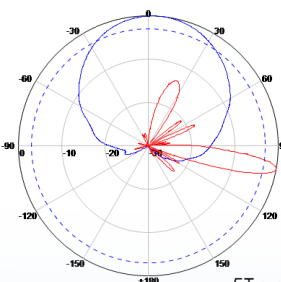
1710~1990MHz: ±45° Pol.



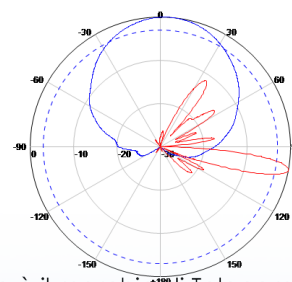
1920~2200MHz: ±45° Pol.



2200~2490MHz: ±45° Pol.



2490~2690MHz: ±45° Pol.



5Tacche è il marchio di Telecomsatitalia srl  
 ☎ 080 397 57 86 P.IVA:06599340723  
[www.5tacche.it](http://www.5tacche.it)

MAI PIU' SENZA SEGNALI FI