



703-803MHz*2 65° 16dBi/16dBi 2-12°/2-12° Integrated
RET(Remote Control Unit) Antenna

KBT65DP1616-07BE-I

Application

Used in 5G system

Electrical specifications

Frequency Range (MHz)	703-803
Polarization	±45°
Gain (dBi)	15.5
Electrical Downtilt Range (°)	2-12°
Electrical Downtilt Accuracy (°)	±1
Horizontal Power Beam Width (°)	70±6
Vertical Power Beam Width (°)	≥12
Upper Sidelobe Suppression(dB)	≥15
Front-to-Back Ratio (dB)	≥25
Cross-Polar Discrimination (dB)	≥15(±60°≥8)
In Band Isolation (dB)	≥25
Inter Band Isolation (dB)	≥25
Impedance (Ω)	50
VSWR	< 1.5
Intermodulation IM3 (2×43dBm carrier)	≤-107
Average Power Tolerance (W)	≥300
Ground Protection	DC Grounding

Mechanical specifications

Connector	4*7/16DIN Female
Connector Position	Bottom
Height/Width/Depth (mm)	1595*499*164
Packing Size (mm)	1840*590*310
Weight (kg)	21
Bracket Weight(kg)	4
Radome Material and Color	UPVC/Gray
Mechanical Tilt (°)	0-12
Operating Temperature (°C)	-40-60
Rated Wind Velocity (m/s)	200
Front /Rear Wind. Load @150 km/h	1110/ 1383 N @ 151 kph
Side Wind. Load @150 km/h	365N @ 151 kph
Equivalent Flat Plate Area	1.595*0.499 m ²
Suitable Pole Diameter (mm)	Φ50-Φ115
Mounting Kit	JM-900DZA
RET Type	Integrated RET, replaceable
RET Model	KRCU20D

5Tacche è il marchio di Telecomsatitalia srl
☎ 080 397 57 86 P.IVA:06599340723
www.5tacche.it


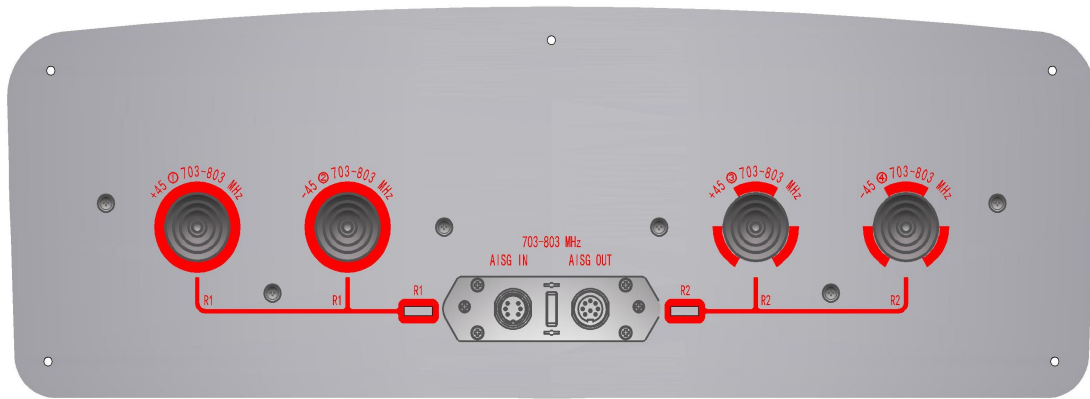
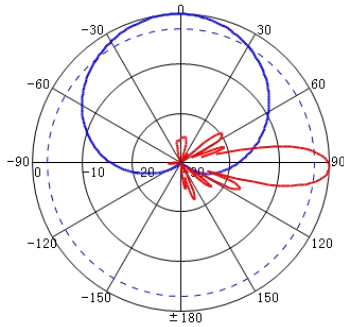
MAI PIU' SENZA SEGNALE!



703-803MHz*2 65° 16dBi/16dBi 2-12°/2-12° Integrated
RET(Remote Control Unit) Antenna

Typical Pattern

703-803MHz: ±45° Pol.



5Tacche è il marchio di Telecomsatitalia srl
080 397 57 86 P.IVA:06599340723
www.5tacche.it

MAI PIU' SENZA SEGNALE!



703-803MHz*2 65° 16dBi/16dBi 2-12°/2-12° Integrated
RET(Remote Control Unit) Antenna

Installation Sketch

