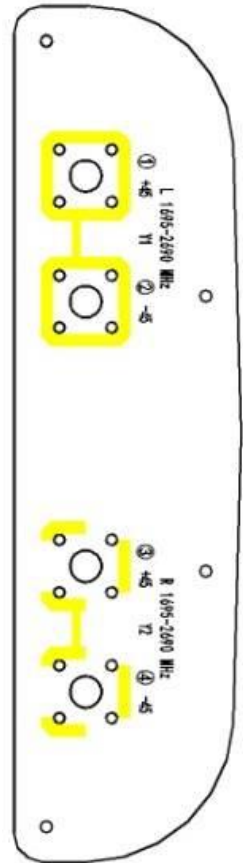





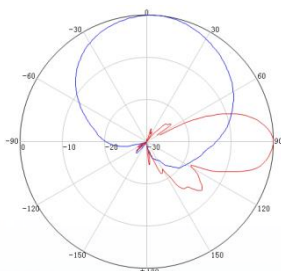
XXPol 1695~2690/1695~2690MHz 65/65° 13/13dBi 0°/0°Tilt

Electrical specifications	KBT65DP1313-1727AT0			
Frequency range (MHz)	1695-1920	1920-2180	2300-2500	2500-2690
Polarization	±45°			
Gain (dBi)	4×12.6	4×12.8	4×13.3	4×13.5
Electrical Downtilt (°)	0			
Half-power beam width (°)	Horizontal:68 Vertical:23	Horizontal:66 Vertical:20	Horizontal:64 Vertical:18	Horizontal:62 Vertical:16
Sidelobe suppression for first sidelobe above main beam (dB)	≥15			
Front-to-back ratio (dB)	≥23			
Cross-polar discrimination (dB)	≥15(±60°≥8)			
Isolation (dB)	≥28			
Isolation Cross-Band(dB)	≥28			
Impedance (Ω)	50			
VSWR	≤1.5			
Intermodulation IM3 (2×43dBm carrier)	≤-150dBc			
Maximum power (W)	250			
Lighting protection	DC Ground			

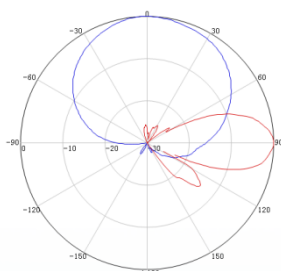


Mechanical specifications	
Connector	4×4.3-10 DIN Female
Connector position	Bottom
Height/width/depth (mm)	395×320×80
Packing size (mm)	520×260×415
Weight (kg)	4.5(clamps incl.)
Radome material	UPVC
Radome color	Gray
Mechanical tilt (°)	0~15
Operating temperature (°C)	-40~60
Rated wind velocity (Km/H)	241
Suitable pole diameter (mm)	60~115
Mounting kit	JM-VE2

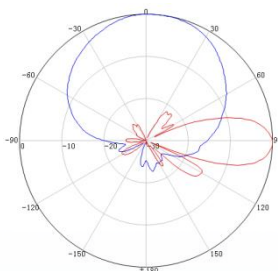
1695~1920MHz: ±45°Pol.



1920~2180MHz: ±45°Pol.



2300~2500MHz: ±45°Pol.



2500~2690MHz: ±45°Pol.

