



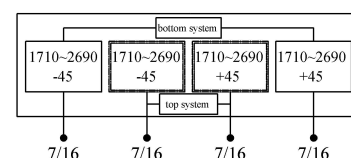
2× Multi-band Panel	1710~2690	1710~2690
Dual Polarization	X	X
Half-power Beam Width	65°	65°
Fixed Electrical Downtilt	0°	0°

XXPo1 1710~2690MHz 65° 8/8dBi 0° Tilt


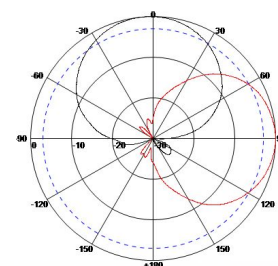
Electrical specifications	KBT65DP0808-1727AT0			
Frequency range (MHz)	1710~1990	1920~2200	2200~2490	2490~2690
Polarization	±45°			
Gain (dBi)	4×8	4×8.5	4×8.8	4×8.5
Electrical Downtilt (°)	0			
Half-power beam width (°)	Horizontal:68 Vertical:62	Horizontal:65 Vertical:60	Horizontal:60 Vertical:58	Horizontal:62 Vertical:55
Sidelobe suppression for first sidelobe above main beam (dB)	N/A			
Front-to-back ratio (dB)	≥20			
Cross-polar discrimination (dB)	≥15(±60°≥10)			
Isolation (dB)	≥25			
Impedance (Ω)	50			
VSWR	≤1.5			
Intermodulation IM3 (2×43dBm carrier)	≤-150dBc			
Maximum power (W)	200			
Lighting protection	DC Ground			



Mechanical specifications	
Connector	4×7/16DIN Female
Connector position	Bottom
Height/width/depth (mm)	300×160×80
Packing size (mm)	370×200×160
Weight (kg)	2.5
Radome material	UPVC
Radome color	Gray
Mechanical tilt (°)	0~15
Operating temperature (°C)	-40~60
Rated wind velocity (m/s)	60
Suitable pole diameter (mm)	35~85
Mounting kit	JM-VB1



1710~2690MHz: ±45° Pol.



5Tacche è il marchio di Telecomsatitalia srl
 ☎ 080 397 57 86 P.IVA:06599340723
www.5tacche.it

MAI PIU' SENZA SEGNALE!