




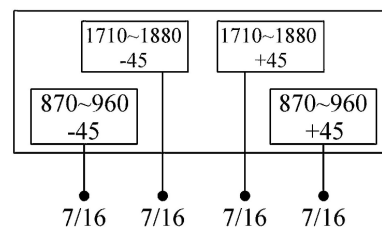
Multi-band Panel	870~960	1710~1880
Dual Polarization	X	X
Half-power Beam Width	65°	65°
Fixed Electrical Downtilt	0°	0°

XXPo1 870~960/1710~1880MHz 65° 12/14dBi 0° /0° Tilt

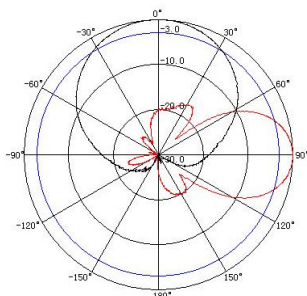
Electrical specifications	KBT65DP1214-0918AT0	
Frequency range (MHz)	870~960	1710~1880
Polarization	±45°	
Gain (dBi)	2×12	2×14
Electrical Downtilt (°)	0	0
Half-power beam width (°)	Horizontal:65 Vertical:33	Horizontal:65 Vertical:15
Sidelobe suppression for first sidelobe above main beam (dB)	≥13	≥15
Front-to-back ratio (dB)	≥25	≥25
Cross-polar discrimination (dB)	≥15(±60°≥10)	≥15(±60°≥10)
Isolation (dB)	≥28	≥28
Impedance (Ω)	50	
VSWR	≤1.4	≤1.4
Intermodulation IM3 (2×43dBm carrier)	≤-150dBc	
Maximum power (W)	400	200
Lighting protection	DC Ground	



Mechanical specifications	
Connector	4×7/16DIN Female
Connector position	Bottom
Height/width/depth (mm)	650×270×137
Packing size (mm)	740×330×220
Weight (kg)	9.2
Radome material	UPVC
Radome color	Gray
Mechanical tilt (°)	0~15
Operating temperature (°C)	-40~60
Rated wind velocity (m/s)	60
Suitable pole diameter (mm)	50~115
Mounting kit	JM-900BZ1



870~960MHz: ±45° Pol.



1710~1880MHz: ±45° Pol.

