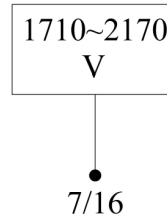


## VPol 1710~2170MHz 90° 14dBi 0° Tilt

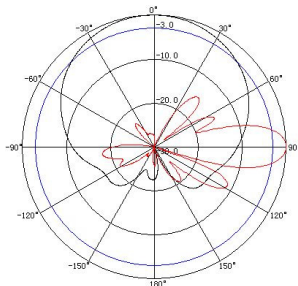
Electrical specifications	KBT90VP14-1820AT0		
Frequency range (MHz)	1710~1880	1850~1990	1920~2170
Polarization	Vertical		
Gain (dBi)	13.5	13.5	14
Electrical Downtilt (°)	0		
Half-power beam width (°)	Horizontal:90 Vertical:16	Horizontal:89 Vertical:15	Horizontal:88 Vertical:14
Sidelobe suppression for first sidelobe above main beam (dB)	≥15		
Front-to-back ratio (dB)	≥23		
Impedance (Ω)	50		
VSWR	≤1.4		
Intermodulation IM3 (2×43dBm carrier)	≤-150dBc		
Maximum power (W)	200		
Lighting protection	DC Ground		



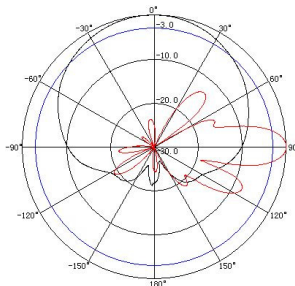
Mechanical specifications	
Connector	7/16DIN Female
Connector position	Bottom
Height/width/depth (mm)	550×160×80
Packing size (mm)	750×220×160
Weight (kg)	3
Radome material	UPVC
Radome color	Gray
Mechanical tilt (°)	0~15
Operating temperature (□)	-40~60
Rated wind velocity (m/s)	60
Suitable pole diameter (mm)	50~85
Mounting kit	JM-VB1



1710~1880MHz: VPol.



1850~1990MHz: VPol.



1920~2170MHz: VPol.

